

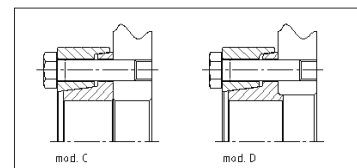
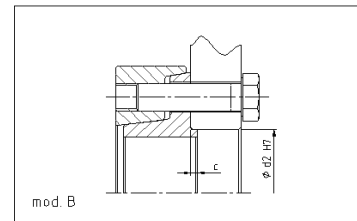
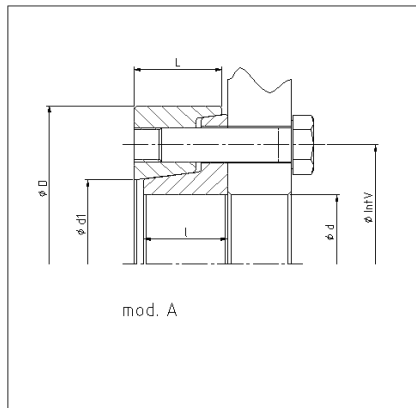
External locking assembly MAV 3023 heavy duty

rev. 0

Features:

- for narrow hub connection (ex. sprockets, brake discs)
- 2-part design, 4 models available
- not self-locking
- screws DIN 931/933 grade 10.9
- shaft / hub surface finish $Ra < 3,2 \mu m$
- shaft tolerance: h9
- screws & tapers greased with MoS₂
- shaft & hub contact surfaces: GREASE-FREE and DRY
- transmissible torque is given by min. capacity of shaft/lock.assy or hub/lock.assy contact surfaces
- ⁽¹⁾ screws length for model C and D

Ma: screw tightening torque
Mt: max transmissible torque



Example of order: MAV3023 – 70 x 148 mod. A, B, C or D, hub width for mod. A and B

Dimensions									Screws			Mt	Weight
d	x	D	L	IntV	l	d1	c	d2	no.	size ⁽¹⁾	Ma	Nm	kg
mm	mm	mm	mm	mm	mm	mm	mm	mm			Nm		
50	x	115	30	84	29	58	3	53	7	M 12 x 45	100	2.700	2
45	x	115	30	84	29	58	3	53	7	M 12 x 45	100	2.200	
40	x	115	30	84	29	58	3	53	7	M 12 x 45	100	1.400	
60	x	120	32	94	32	66	3	63	9	M 12 x 50	100	3.800	2,2
55	x	120	32	94	32	66	3	63	9	M 12 x 50	100	3.700	
50	x	120	32	94	32	66	3	63	9	M 12 x 50	100	3.100	
70	x	148	40	112	38	79	4	74	8	M 16 x 60	250	7.800	4,7
65	x	148	40	112	38	79	4	74	8	M 16 x 60	250	7.600	
60	x	148	40	112	38	79	4	74	8	M 16 x 60	250	5.800	
80	x	170	44	130	42	94	4	84	9	M 16 x 65	250	10.100	6,1
75	x	170	44	130	42	94	4	84	9	M 16 x 65	250	10.000	
70	x	170	44	130	42	94	4	84	9	M 16 x 65	250	8.500	
90	x	185	50	144	48	104	4	94	12	M 16 x 70	250	14.800	8
85	x	185	50	144	48	104	4	94	12	M 16 x 70	250	14.600	
80	x	185	50	144	48	104	4	94	12	M 16 x 70	250	13.700	
100	x	197	54	156	52	114	4	104	14	M 16 x 75	250	18.600	9,5
95	x	197	54	156	52	114	4	104	14	M 16 x 75	250	18.300	
90	x	197	54	156	52	114	4	104	14	M 16 x 75	250	16.600	
110	x	215	58	166	56	124	5	116	10	M 20 x 90	490	22.700	12,1
105	x	215	58	166	56	124	5	116	10	M 20 x 90	490	22.500	
100	x	215	58	166	56	124	5	116	10	M 20 x 90	490	22.200	
120	x	230	65	186	62	134	5	126	14	M 20 x 90	490	34.200	15,3
115	x	230	65	186	62	134	5	126	14	M 20 x 90	490	33.800	
110	x	230	65	186	62	134	5	126	14	M 20 x 90	490	33.500	

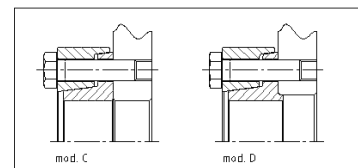
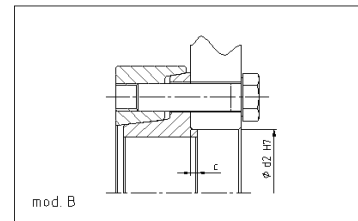
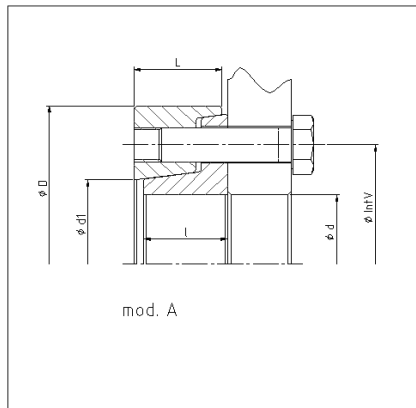
External locking assembly MAV 3023 heavy duty

rev. 0

Features:

- for narrow hub connection (ex. sprockets, brake discs)
- 2-part design, 4 models available
- not self-locking
- screws DIN 931/933 grade 10.9
- shaft / hub surface finish $Ra < 3,2 \mu m$
- shaft tolerance: h9
- screws & tapers greased with MoS₂
- shaft & hub contact surfaces: GREASE-FREE and DRY
- transmissible torque is given by min. capacity of shaft/lock.assy or hub/lock.assy contact surfaces
- ⁽¹⁾ screws length for model C and D

Ma: screw tightening torque
Mt: max transmissible torque



Example of order: MAV3023 – 70 x 148 mod. A, B, C or D, hub width for mod. A and B

Dimensions									Screws			Mt	Weight
d	x	D	L	IntV	l	d1	c	d2	no.	size ⁽¹⁾	Ma	Nm	kg
mm	mm	mm	mm	mm	mm	mm	mm	mm			Nm		
140	x	290	76	216	73	160	5	146	16	M 20 x 100	490	48.300	30
130	x	290	76	216	73	160	5	146	16	M 20 x 100	490	47.600	
120	x	290	76	216	73	160	5	146	16	M 20 x 100	490	42.100	
160	x	320	83	234	80	180	5	166	14	M 24 x 110	840	67.700	39,1
150	x	320	83	234	80	180	5	166	14	M 24 x 110	840	66.700	
140	x	320	83	234	80	180	5	166	14	M 24 x 110	840	65.000	
180	x	340	94	276	91	205	5	186	16	M 24 x 130	840	83.400	47,9
170	x	340	94	276	91	205	5	186	16	M 24 x 130	840	82.200	
160	x	340	94	276	91	205	5	186	16	M 24 x 130	840	81.100	
200	x	370	96	290	95	226	5	206	16	M 27 x 140	1250	121.100	57
190	x	370	96	290	95	226	5	206	16	M 27 x 140	1250	119.600	
180	x	370	96	290	95	226	5	206	16	M 27 x 140	1250	118.000	
220	x	405	100	320	98	246	5	226	18	M 27 x 140	1250	149.400	70,8
210	x	405	100	320	98	246	5	226	18	M 27 x 140	1250	147.600	
200	x	405	100	320	98	246	5	226	18	M 27 x 140	1250	145.900	

Information subject to change without prior notification. © MAV S.p.A.